

AR 672-12

S/S by DACir 350-85-3:159-485
except para 5 and 6

Army Regulation 672-12
Change 1

Copy 2

Headquarters
Department of the Army
Washington, DC
15 July 1984

Resc/PAM 25-30, Oct 93

Effective 15 August 1984

Decorations, Awards, and Honors

Expert Infantryman Badge

Summary. This change clarifies and revises duty assignment requirements, prerequisites, and test time limit requirements. Changes have been made in paragraphs 5, 8, and 9. The major change is the addition of a time limit for the completion of the Expert Infantryman Badge (EIB) test.

regulation is the US Army Training and Doctrine Command. Users are invited to send comments and suggested improvements on DA Form 2028 (Recommended Changes to Publications and Blank Forms) directly to Commandant, US Army Infantry School, ATTN: ATSH-I-V-U-MT (SQT), Fort Benning, GA 31905.

Suggested improvements. The proponent agency of this

1. New or changed material is indicated by a star.

2. Remove old pages and insert new pages as follows:

<i>Remove pages</i>	<i>Insert pages</i>
3	3 and 4
7 and 8	7 and 8

3. File this transmittal sheet in front of the publication.

By Order of the Secretary of the Army:

JOHN A. WICKHAM, JR.
General, United States Army
Chief of Staff

Official:

ROBERT M. JOYCE
Major General, United States Army
The Adjutant General

Distribution: Active Army, ARNG, USAR: To be distributed in accordance with DA Form 12-9A requirements for AR, Decorations, Awards and Honors—A.

Decorations, Awards, and Honors

Expert Infantryman Badge

Summary. This revision standardizes Expert Infantryman Badge requirements and testing procedures.

Applicability. This regulation applies to the Active Army, the US Army Reserve, and the Army National Guard. It does not apply to female soldiers because only male soldiers are authorized a CMF 11 military occupational specialty.

Impact on New Manning System. This regulation does not contain information that affects the New Manning System.

Supplementation. Supplementation of this regulation is prohibited without prior approval from ATSH-I-V-TSD, Fort Benning, GA 31905.

Interim changes. Interim changes to this regulation are not official unless they are authenticated by The Adjutant General. Users will destroy interim changes on their expiration dates unless sooner superseded or rescinded.

Suggested improvements. The proponent agency of this regulation is the US Army Training and Doctrine Command. Users are invited to send comments and suggested improvements on DA Form 2028 (Recommended Changes to Publications and Blank Forms), directly to ATSH-I-V-TSD, Fort Benning, GA 31905.

Contents

	Paragraph		Paragraph
Purpose	1	Conduct of Expert Infantryman Badge Test	9
References	2	Retesting	10
Explanation of abbreviations	3	Awarding the Expert Infantryman Badge	11
Responsibilities	4	Requesting exception to policy	12
Eligibility requirements	5		
Authority to test and award	6	Appendixes	
Frequency of Expert Infantryman Badge Test	7	A. Weapons Proficiency Test	
Expert Infantryman Badge prerequisites	8	B. Land Navigation Test	

1. Purpose

a. This regulation sets the policies, procedures, and standards for the Expert Infantryman Badge (EIB).

b. The EIB is intended to—

(1) Recognize the soldier who attains a high degree of professional skills, proficiency, and excellence as an infantryman.

(2) Identify the soldier who can expertly maintain, operate, and employ his weapons and equipment.

2. References

a. *Required publication.*

DA Circular 672 series. This publication will be published annually and can be obtained through pin-point distribution. Cited in paragraphs 5 and 9.

b. *Related publications.*

(1) AR 310-10 (Military Orders).

(2) AR 670-1 (Wear and Appearance of Army Uniforms and Insignia).

(3) AR 672-5-1 (Military Awards).

3. Explanation of abbreviations

a. APRT Army Physical Readiness Test

b. COMBAT Combat Infantryman Badge

c. EIB Expert Infantryman Badge

d. MOS military occupational specialty

4. Responsibilities

a. The US Army Infantry School—

(1) Is the proponent for the EIB program.

(2) Has approval authority on requests for exception to policy in this AR (para 12).

b. Commanders listed in paragraph 6 will—

(1) Appoint an EIB Board.

(2) Publish award orders for those personnel who successfully complete EIB testing.

c. The EIB Board will—

(1) Insure that all candidates for the EIB have completed all prerequisites before taking the EIB test (para 8).

(2) Be responsible for administration, control, and operation of the EIB test site.

(3) Complete the EIB qualification scorecard (fig 1).

(4) Notify the appointing authority of those candidates who successfully completed all phases of the EIB testing.

5. Eligibility requirements

a. *Candidates.* Candidates for the EIB must—

(1) Be an active member of the US Army, USAR, or ARNG.

(2) Possess a specialty skill identifier or military occupational specialty (MOS) of an infantryman. An officer must have a primary specialty code of SC 11. Enlisted personnel must have a primary MOS within career management field 11.

★*b. Duty requirements.* A soldier cannot be sent TDY or attached to another unit for the purpose of competing for the EIB. Candidates for the EIB must meet one of the following requirements:

(1) Be assigned to an infantry unit of brigade size or smaller.

(2) Be assigned to or be attending a course of instruction at the US Army Infantry School.

(3) Be assigned as an instructor, drill sergeant, or training noncommissioned officer to an Army training center.

c. Test requirements. Candidates must meet all prerequisites in paragraph 8 of this AR and the DA Circular cited in paragraph 2a.

6. Authority to test and award

The following types of commanders are authorized to give EIB tests and award the badge to qualified soldiers in their commands:

a. Division commanders.

b. Commanders of separate brigades and regiments.

c. Commanders of divisional brigades when authority is delegated to them by their division commander.

d. Separate infantry battalion commanders when authority is delegated to them by the commander exercising general courtmartial authority over the battalion.

e. Commanders of the US Army training centers.

f. Commandant, US Army Infantry School.

7. Frequency of Expert Infantryman Badge test

a. The EIB test is an excellent performance test for infantrymen. Those infantrymen who have not been awarded the EIB should be given the opportunity to be tested periodically; however, infantrymen will not be tested more than once a year.

b. Commanders are encouraged to integrate EIB test events and subjects into their training programs.

8. Expert Infantryman Badge prerequisites

a. A candidate must meet the following prerequisites before being given the EIB test, and all of the prerequisites must be completed within 1 year before the EIB test. The most recent test score for each task will be counted for EIB credit.

b. Candidates must—

(1) Volunteer for EIB testing.

(2) Be recommended by their current unit commander.

(3) Qualify as expert with the M16A1 rifle.

★(4) Complete a 12-mile foot march in 3 consecutive hours or less. The equipment shown in figure 2 must be carried by all EIB candidates. All equipment will be properly worn; for example, helmet on head, M16A1 rifle at sling arms, etc. Local commanders may prescribe appropriate seasonal uniforms, clothing, and additional equipment.

(5) Take the weapons proficiency test (app A).

★(6) Pass all events of the Army Physical Readiness Test (APRT) with a minimum of 60 points in each

event and a total score of 180 points or more. Candidates 40 years of age and older will take the APRT and be scored as candidates 39 years of age.

DISPOSITION FORM

For use of this form, see AR 340-15; the proponent agency is TAGO.

1 April 1983

REFERENCE OR OFFICE SYMBOL	SUBJECT
	EIB Qualification Scorecard

TO Commander FROM Pres, EIB Board DATE CMT 1

The individual named below has (qualified/not qualified) for award of the Expert Infantryman Badge (EIB).

NAME _____ GRADE _____ SSN _____
 UNIT _____ DUTY POSITION _____
 MOS _____ QUALIFICATION DATE _____

EVENT	SCORE	DATE
-------	-------	------

EIB PREREQUISITES:	QUALIFIED		
	YES	NO	
Volunteer	_____	_____	_____
Commander's Recommendation	_____	_____	_____
Qualify Expert w/M16A1 Rifle	_____	_____	_____
12-Mile Foot March	_____	_____	_____
Weapon Proficiency Test	_____	_____	_____
APRT	_____	_____	_____
Land Navigation Course	_____	_____	_____

SIGNATURE OF COMMANDER

EIB TEST: (Specific test items published annually in DA Circular _____, EIB Test.)

(List and record event score, date of test, and signature of scorer.)

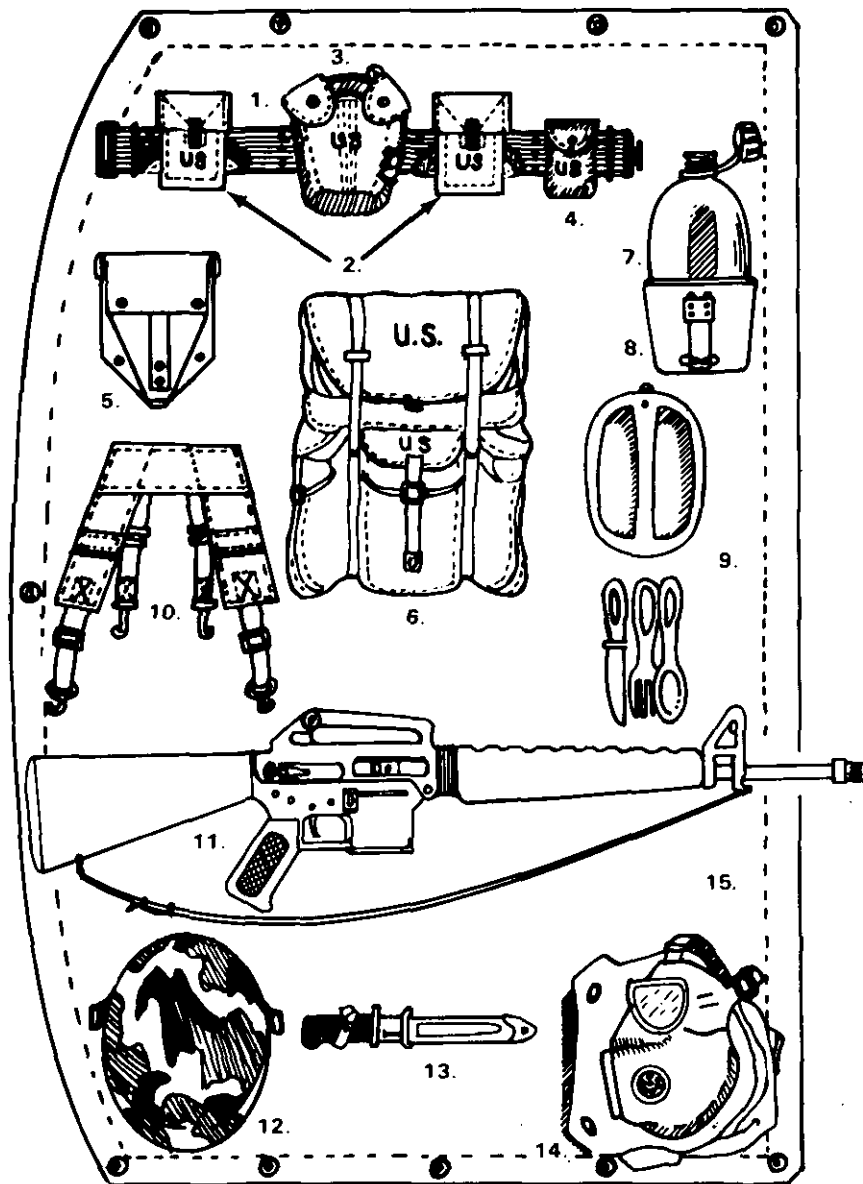
President, EIB Board
Name, Rank, Unit

DA FORM 2496
AUG 80

PREVIOUS EDITIONS WILL BE USED

Figure 1. Sample Expert Infantryman Badge qualification scorecard

AR 672-12



- | | |
|-------------------------------|-----------------------------------|
| 1. PISTOL BELT | 8. CUP |
| 2. POUCH, SA, AMMO UNIVERSAL | 9. FIELD MESS KIT/UTENSILS |
| 3. COVER, CANTEEN | 10. LBE HARNESS |
| 4. CASE, FIRST AID PACKET | 11. M16A1 WITH SLING |
| 5. CARRIER & ENTRENCHING TOOL | 12. HELMET WITH LINER |
| 6. ALICE PACK WITH FRAME | 13. BAYONET & SCABBARD |
| 7. CANTEEN | 14. MASK, PROTECTIVE WITH CARRIER |
| | 15. PONCHO |

NOTE: M1950 FIELD PACK MAY BE USED IF ALICE EQUIPMENT HAS NOT BEEN ISSUED TO THE UNIT.

Figure 2. Field equipment for foot march

(7) Complete a standard land navigation course (app B).

c. There is no prescribed sequence for giving the EIB prerequisites, except that the weapons proficiency test will be given as soon as the candidate crosses the finish line of the 12-mile foot march.

9. Conduct of Expert Infantryman Badge test

a. The EIB test will be revised annually and announced in the DA circular cited in paragraph 2a.

b. The prescribed test will be given by an EIB Board of at least two infantry officers who have received the EIB or Combat Infantryman Badge (COMBAT). The president of the EIB Board will be in the rank of major or above. Infantry noncommissioned officer assistants who have received the EIB or COMBAT may be used to assist board members in testing.

c. The EIB Board will be appointed on orders by the commander authorized to give the test and, whenever possible, consist of personnel from units not participating in the test (para 4c).

d. To qualify for the EIB, a candidate must—

(1) Meet all the prerequisites in paragraph 8.

(2) Score a "GO" in all major subject areas of the EIB test.

★(3) Complete all stations of the EIB test within 72 hours from the time he began.

10. Retesting

a. Candidates who fail to satisfactorily complete the EIB prerequisites may be retested in these events only once.

b. All prerequisite retests must be given before the EIB test date.

★c. A candidate may be retested on the EIB test provided the total number of retests does not exceed two.

★d. A candidate who exceeds the total retest number of two will be disqualified and must successfully complete all EIB tests and prerequisites during subsequent test administrations.

★e. If a candidate fails three of the tested tasks, he is eliminated from testing. If the candidate fails two tested tasks he can be retested only once on each of the two failed tasks.

A-11. Awarding the Expert Infantryman Badge

a. The EIB will be awarded to infantrymen who have successfully completed all requirements outlined in this regulation. The commander exercising general court-martial authority over the unit to which the awardee is assigned, if available, will award the EIB. The EIB will not be presented by commanders below battalion level.

b. The EIB will be worn as stated in AR 670-1.

c. Award of the EIB will be announced in orders. The orders will—

(1) Cite this AR as authority.

(2) Be recorded on each recipient's DA Form 2-1 (Personnel Qualification Record—Part II).

12. Requesting exception to policy

Because of differences in equipment, facilities, and training time available, some organizations may need to modify the policy stated in this regulation. Every effort will be made to preserve the integrity and continuity of the EIB test; but, when a local change is necessary, an exception to policy may be requested. Such requests should be sent through command channels to Commandant, US Army Infantry School, ATTN: ATSH-I-V-TSD-MT, Fort Benning, GA 31905.

Appendix A Weapons Proficiency Test

Task: Disassemble and assemble an M16A1 rifle.

Conditions: In a field environment, within 1 minute after completing the 12-mile foot march.

Standards:

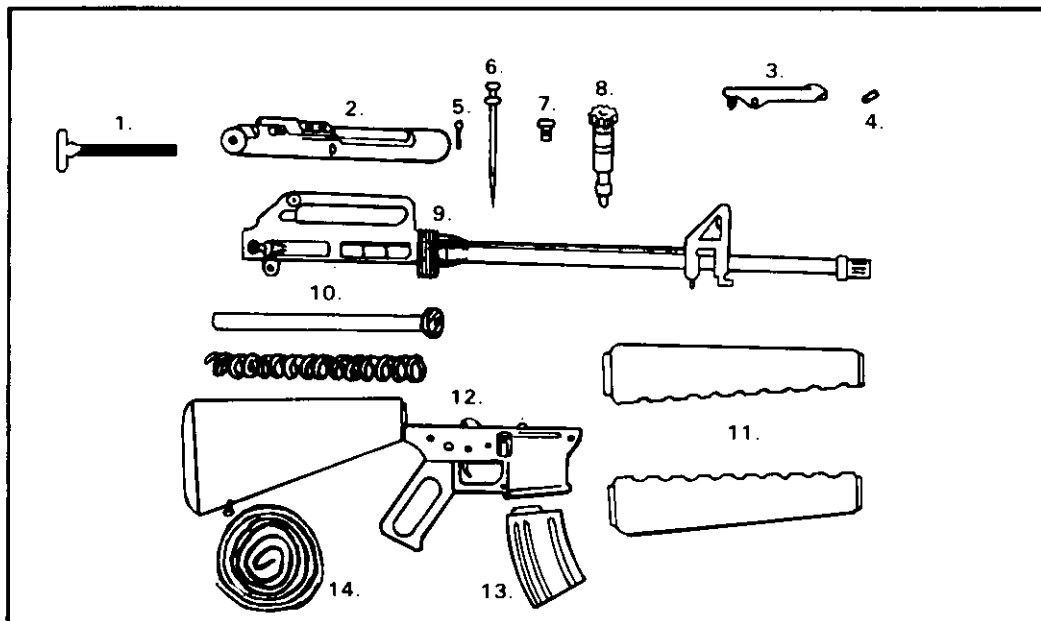
- a. Within 2 minutes, disassemble the M16A1 rifle into the components shown in figure A-1.
- b. Within 2 minutes, assemble the M16A1 rifle so that it functions properly.

Evaluator's instructions:

a. Read these instructions to the soldier, "When I say 'begin' you will have 2 minutes to disassemble your rifle. I will verify that it has been properly disassembled. When I say 'begin,' a second time, you will have 2 minutes to assemble your rifle. When I say 'stop,' stop what you are doing even if you have not completed the disassembly or the assembly. (Start time for disassembly, after 2 minutes, announce 'stop'; insure that the weapon is completely disassembled. Start time for assembly, after 2 minutes, announce 'stop'; check if weapon functions properly.)"

b. Rate the soldier's performance either GO or NO GO, and annotate his scorecard.

M16A1 RIFLE



- | | |
|-----------------------------|--------------------|
| 1. CHARGING HANDLE | 8. BOLT |
| 2. BOLT CARRIER | 9. UPPER RECEIVER |
| 3. EXTRACTOR | 10. BUFFER/SPRING |
| 4. EXTRACTOR PIN | 11. HANDGUARDS |
| 5. FIRING PIN RETAINING PIN | 12. LOWER RECEIVER |
| 6. FIRING PIN | 13. MAGAZINE |
| 7. CAM PIN | 14. SLING |

Figure A-1

Appendix B Land Navigation Test

I. *Task number 1.* Determine the eight-digit coordinate of the starting point.

Conditions: During daylight, in the field, given a 1:50,000-scale military topographic map, a compass, a coordinate scale, a protractor, a pencil, and a starting point position stake.

Standards: Determine the eight-digit coordinate of the starting point position stake. To score GO, the solution must be within 50 meters of the correct answer.

Evaluator's instructions:

Note:

These instructions are for task numbers 1, 2, and 3. Read the following instructions to the candidate:

a. "The first three tasks will be completed as a single exercise. You must score a GO on each task to complete the course successfully."

b. "The first task is to determine the eight-digit coordinate of your starting point. When I say "begin" you will proceed to the starting point that is indicated on your test sheet. Determine the eight-digit coordinate to the nearest 50 meters, and record it on your test sheet."

c. "Once you have completed task number 1, start on task number 2, which is to convert a grid azimuth to a magnetic azimuth. You will determine the magnetic azimuth between your starting point and the eight-digit coordinate provided on your test sheet, and record the azimuth on your test sheet."

d. "The third task is to negotiate a land navigation course. You will proceed from your starting point to the eight-digit coordinate indicated on your test sheet. Determine the number on the position stake located at that coordinate, and record it on your test sheet. You have a total of 36 minutes to complete these three tasks. Once you have completed the exercise, report to the scoring area located at _____. Are there any questions? If there are no questions, state, 'begin,' and start timing."

e. Once the candidate has completed the course, rate his performance on task number 1 either a GO or NO GO, and mark his test sheet.

II. *Task number 2.* Convert a grid azimuth to a magnetic azimuth.

Conditions: During daylight, in a field, given a 1:50,000-scale military topographic map, a coordinate scale, a protractor, a pencil, and eight-digit coordinates for two points on the map.

Standards: Determine the magnetic azimuth between the two coordinates.

Evaluator's instructions:

a. Have the candidate start this task once he has completed task number 1.

b. Once the candidate has completed the course, rate his performance on task number 2 either a GO or NO GO, and mark his test sheet.

III. *Task number 3.* Negotiate a land navigation course.

Conditions: Same conditions as in task number 1, plus an eight-digit coordinate for a position stake in the ground 1,500 meters away.

Standards: From the starting point position, stake in task number 1; next, proceed to a position stake at the eight-digit coordinate that is provided. To score GO, the candidate must reach the correct position stake within 30 minutes and record its number.

Evaluator's instructions:

a. Have the candidate start this task once he has completed task number 2.

b. Once the candidate has completed the exercise, rate his performance on task number 3 either a GO or NO GO, and mark his test sheet.

IV. *Task number 4.* Locate an unknown point using resection.

Conditions: Given a military topographic map, a coordinate scale, protractor, and the grid azimuths to two known points on a map.

Standards: In 5 minutes or less, determine the eight-digit coordinate of an unknown point. To score GO, the solution must be within 50 meters of the correct answer.

Evaluator's instructions:

a. Give the candidate this task at the finish point when task number 3 is completed. (Give the candidate an eight-digit coordinate for two significant map features and grid azimuths at this time to be put on his test sheet.)

b. Rate the candidate's performance either GO or NO GO, and mark his test sheet.

V. *Task number 5.* Navigate from one point on the ground to another at night using a compass.

Conditions: Without a map, at night, on foot, given a lensatic compass, a known starting point, and the magnetic azimuth and distance to a position stake 1,000 meters away.

Standards: Arrive at the position stake within 5 degrees of a given azimuth in 30 minutes or less. (One degree of error at 1,000 meters equals 17.8 meters.)

Evaluator's instructions:

a. Read these instructions to the candidate:

(1) "For this task there is one requirement, you must score a GO on it to complete the course successfully."

(2) "When I say, 'begin,' you will proceed to the starting point that is indicated on your test sheet. From your starting point, follow your assigned magnetic azi-

ment for the required number of meters. Determine the number of the position stake located there and record it on your test sheet. Once you have finished the course, go to the assembly area located at _____. You have 30 minutes to complete this task. Are there any questions? If there are no questions, state 'begin,' and start timing."

- b. Give this performance test at night after tasks 1, 2, 3, and 4 have been completed.
- c. A scorer should be at each position stake at the

end of the course to check if the candidate arrives within 5 degrees of the correct position stake.

- d. Rate the candidate's performance either GO or NO GO, and mark his test sheet.

Notes:

1. Commanders authorized to award the EIB may adjust the time to fit the ease or difficulty of movement in the local area. Time shown is for hilly, wooded terrain in the Southeastern United States and Germany.
2. This appendix includes a sample land navigation test sheet (fig B-1) and a sample layout of a land navigation and night compass course (fig B-2).

SAMPLE LAND NAVIGATION TEST SHEET

Note:

Day land navigation course (tasks 1, 2, and 3).

1. Starting point position stake number: ____

2. Eight-digit coordinate for course completion position stake:

Task number 1. Determine the eight-digit coordinate of the starting point.

What is the eight-digit coordinate of your starting point to the nearest 50 meters?

GO

NO GO

(1) _____

Task number 2. Convert a grid azimuth to a magnetic azimuth.

Determine the magnetic azimuth from your starting point to the eight-digit coordinate for your course completion position stake?

GO

NO GO

(2) _____

Task number 3. Negotiate a land navigation course.

What is the number of the course completion position stake?

GO

NO GO

(3) _____

Start time _____

Finish time _____

Task number 4. Locate an unknown point using resection.

You are located somewhere on your mapsheet. From your location you can see a recognizable feature (road intersection, building, hill, etc.) at grid coordinate ____ on a grid azimuth of ____ degrees. You can also see another recognizable feature (church, tower, school, etc.) at grid coordinate ____ on a grid azimuth of ____ degrees.

What is the eight-digit coordinate of your location to the nearest 50 meters?

GO

NO GO

(4) _____

Start time _____

Finish time _____

Task number 5. Navigate from one point on the ground to another at night using a compass.

Proceed to your starting point which is position stake number _____. From there, proceed on a magnetic azimuth of ____ degrees for ____ meters.

What is the number of the position stake located there?

GO

NO GO

(5) _____

Start time _____

Finish time _____

Figure B-1. Sample land navigation test sheet

Standards: The candidate is scored GO if he passes all tasks in the allotted time.

GO

NO GO

Scorer's signature/date

Figure B-1. Sample land navigation test sheet—Continued

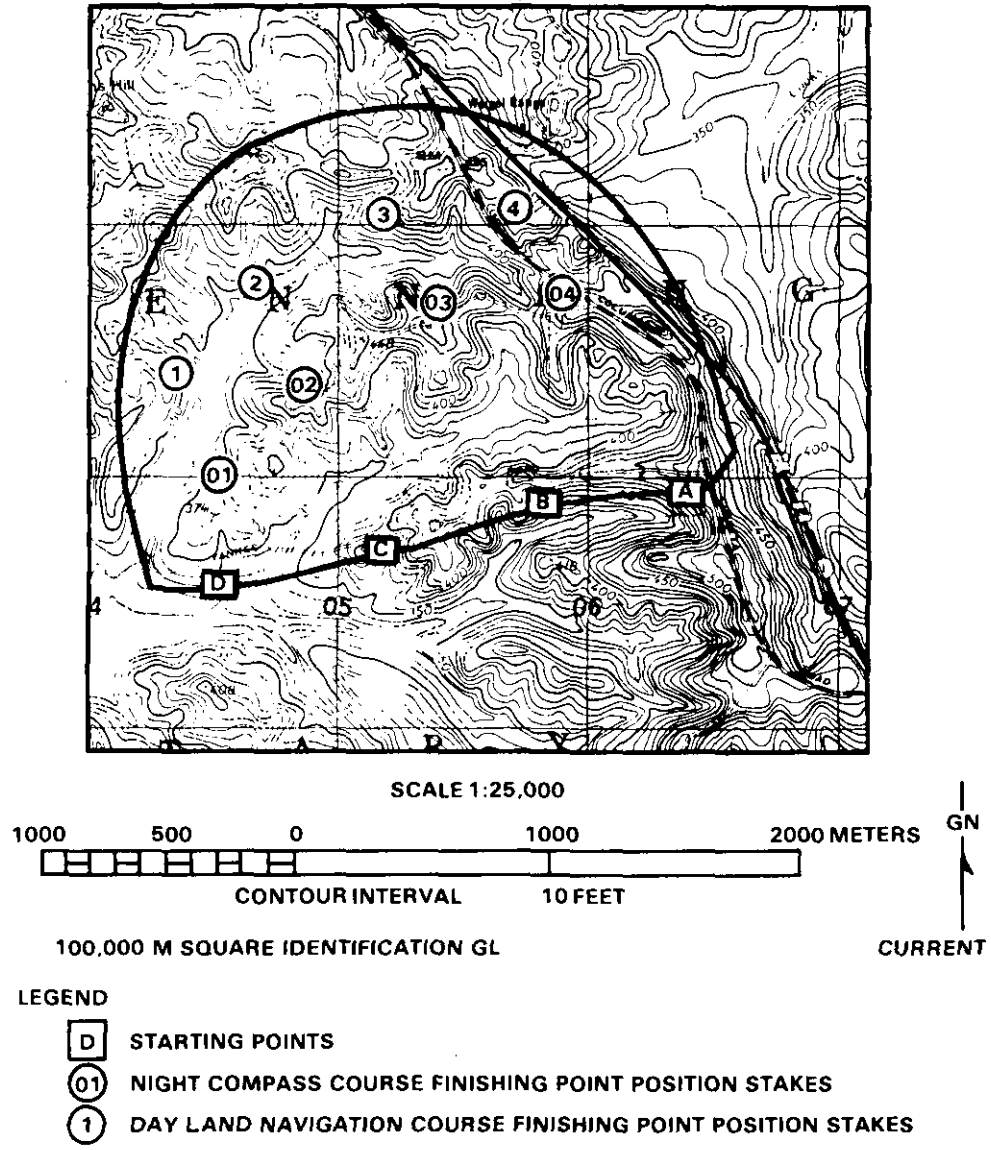


Figure B-2. Sample land navigation and night compass course

By Order of the Secretary of the Army:

E. C. MEYER
General, United States Army
Chief of Staff

Official:

ROBERT M. JOYCE
Major General, United States Army
The Adjutant General

DISTRIBUTION: To be distributed in accordance with DA Form 12-9A requirements for AR, Decorations, Awards and Honors. *Active Army—A, ARNG—B, USAR—B.*

S/S

Pages

SK change 1
15 July 1984

1. Purpose

a. This regulation sets the policies, procedures, and standards for the Expert Infantryman Badge (EIB).

b. The EIB is intended to—

(1) Recognize the soldier who attains a high degree of professional skills, proficiency, and excellence as an infantryman.

(2) Identify the soldier who can expertly maintain, operate, and employ his weapons and equipment.

2. References

a. *Required publication.*

DA Circular 672 series. This publication will be published annually and can be obtained through pinpoint distribution. Cited in paragraphs 5 and 9.

b. *Related publications.*

(1) AR 310-10 (Military Orders).

(2) AR 670-1 (Wear and Appearance of Army Uniforms and Insignia).

(3) AR 672-5-1 (Military Awards).

3. Explanation of abbreviations

a. APRT Army Physical Readiness Test

b. COMBAT Combat Infantryman Badge

c. EIB Expert Infantryman Badge

d. MOS military occupational specialty

4. Responsibilities

a. The US Army Infantry School—

(1) Is the proponent for the EIB program.

(2) Has approval authority on requests for exception to policy in this AR (para 12).

b. Commanders listed in paragraph 6 will—

(1) Appoint an EIB Board.

(2) Publish award orders for those personnel who successfully complete EIB testing.

c. The EIB Board will—

(1) Insure that all candidates for the EIB have completed all prerequisites before taking the EIB Test (para 8).

(2) Be responsible for administration, control, and operation of the EIB test site.

(3) Complete the EIB qualification scorecard (fig 1).

(4) Notify the appointing authority of those candidates who successfully completed all phases of the EIB testing.

5. Eligibility requirements

a. *Candidates.* Candidates for the EIB must—

(1) Be an active member of the US Army, USAR, or ARNG.

(2) Possess a specialty skill identifier or military occupational specialty (MOS) of an infantryman. An officer must have a primary specialty code of SC 11. Enlisted personnel must have a primary MOS within CMF 11.

b. *Duty requirements.* Candidates for the EIB must meet one of the following requirements:

(1) Be assigned to an infantry unit of brigade size or smaller.

(2) Be assigned to or be attending a course of instruction at the US Army Infantry School.

(3) Be assigned as an instructor or drill sergeant to an Army training center.

c. *Test requirements.* Candidates must meet all prerequisites in paragraph 8 of this AR and the DA Circular cited in paragraph 2a.

6. Authority to test and award

The following types of commanders are authorized to give EIB tests and award the badge to qualified soldiers in their commands:

a. Division commanders.

b. Commanders of separate brigades and regiments.

c. Commanders of divisional brigades when authority is delegated to them by their division commander.

d. Separate infantry battalion commanders when authority is delegated to them by the commander exercising general courtmartial authority over the battalion.

e. Commanders of the US Army training centers.

f. Commandant, US Army Infantry School.

7. Frequency of Expert Infantryman Badge Test

a. The EIB Test is an excellent performance test for infantrymen. Those infantrymen who have not been awarded the EIB should be given the opportunity to be tested periodically; however, the infantryman will not be tested more than once a year.

b. Commanders are encouraged to integrate EIB test events and subjects into their training programs.

8. Expert Infantryman Badge prerequisites

a. A candidate must meet the following prerequisites before being given the EIB test, and all of the prerequisites must be completed within 1 year before the EIB test. The most recent test score for each task will be counted for EIB credit.

b. Candidates must—

(1) Volunteer for EIB testing.

(2) Be recommended by their current unit commander.

(3) Qualify as expert with the M16A1 rifle.

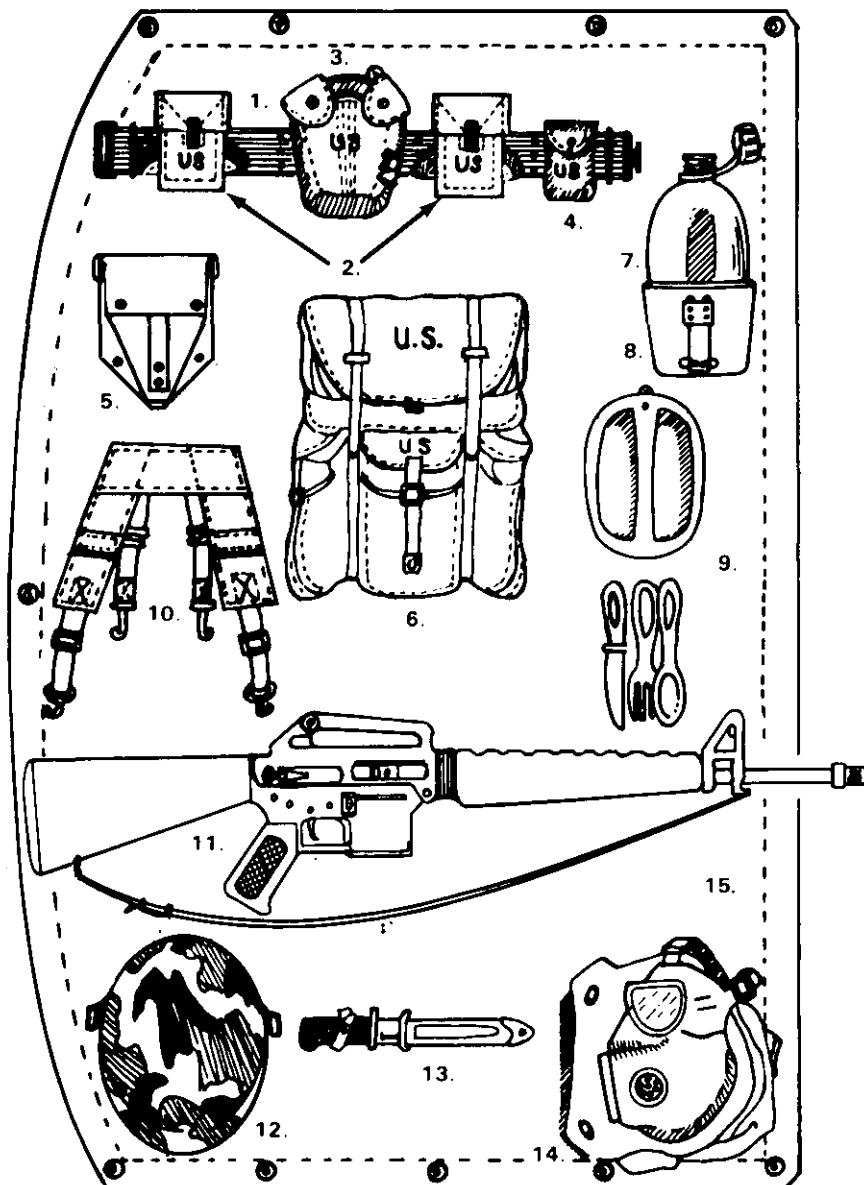
(4) Complete a 12-mile foot march in 3 consecutive hours or less. The equipment shown in figure 2 must be carried by all EIB candidates; local commanders may prescribe appropriate seasonal uniforms, clothing, and additional equipment.

(5) Take the weapons proficiency test (app A).

(6) Pass all events of the Army Physical Readiness Test (APRT) with a minimum of 60 points in each event and a total score of 180 points or above. Candidates 40 years of age and older will take the APRT and be scored as candidates 39 years of age.



0001070743



- | | |
|-------------------------------|-----------------------------------|
| 1. PISTOL BELT | 8. CUP |
| 2. POUCH, SA, AMMO UNIVERSAL | 9. FIELD MESS KIT/UTENSILS |
| 3. COVER, CANTEEN | 10. LBE HARNESS |
| 4. CASE, FIRST AID PACKET | 11. M16A1 WITH SLING |
| 5. CARRIER & ENTRENCHING TOOL | 12. HELMET WITH LINER |
| 6. ALICE PACK WITH FRAME | 13. BAYONET & SCABBARD |
| 7. CANTEEN | 14. MASK, PROTECTIVE WITH CARRIER |
| | 15. PONCHO |

NOTE: M1950 FIELD PACK MAY BE USED IF ALICE EQUIPMENT HAS NOT BEEN ISSUED TO THE UNIT.

Figure 2. Field equipment for foot march

(7) Complete a standard land navigation course (app B).

c. There is no prescribed sequence for giving the EIB prerequisites, except that the weapons proficiency test will be given as soon as the candidate crosses the finish line of the 12-mile foot march.

9. Conduct of Expert Infantryman Badge Test

a. The EIB Test will be revised annually and announced in the DA Circular cited in paragraph 2a.

b. The prescribed test will be given by an EIB Board of at least two infantry officers who have received the EIB or Combat Infantryman Badge (COMBAT). The president of the EIB Board will be in the rank of major or above. Infantry noncommissioned officer assistants who have received the EIB or COMBAT may be used to assist board members in testing.

c. The EIB Board will be appointed on orders by the commander authorized to give the test and, whenever possible, consist of personnel from units not participating in the test (para 4c).

d. To qualify for the EIB, a candidate must—

(1) Meet all the prerequisites in paragraph 8.

(2) Score a GO in all major subject areas of the EIB test.

10. Retesting

a. Candidates who fail to satisfactorily complete the EIB prerequisites may be retested in these events only once.

b. All prerequisite retests must be given before the EIB test date.

c. A candidate may be retested on the EIB Test provided the total number of retests does not exceed four.

d. A candidate who exceeds the total retest number of four will be disqualified and must successfully complete all EIB tests and prerequisites during subsequent test administrations.

11. Awarding the Expert Infantryman Badge

a. The EIB will be awarded to infantrymen who have successfully completed all requirements outlined in this regulation. The commander exercising general court-martial authority over the unit to which the awardee is assigned, if available, will award the EIB. The EIB will not be presented by commanders below battalion level.

b. The EIB will be worn as stated in AR 670-1.

c. Award of the EIB will be announced in orders. The orders will—

(1) Cite this AR as authority.

(2) Be recorded on each recipient's DA Form 2-1 (Personnel Qualification Record—Part II).

12. Requesting exception to policy

Because of differences in equipment, facilities, and training time available, some organizations may need to modify the policy stated in this regulation. Every effort will be made to preserve the integrity and continuity of the EIB test; but, when a local change is necessary, an exception to policy may be requested. Such requests should be sent through command channels to Commandant, US Army Infantry School, ATTN: ATSH-I-V-TSD-MT, Fort Benning, GA 31905.

